



INNOVATIVE COLLAGEN HYDROGEL

For the treatment of periodontal and peri-implant pockets.





CE 0477

WHEN IS IT USED?

H42® is the innovative collagen-based hydrogel that aids in the treatment of periodontal and peri-implant pockets.



ONLY ONE APPLICATION IS NEEDED TO OBTAIN ALL OF THE ADVANTAGES OF H42®



POCKET IDENTIFICATION



SCALING



ROOT PLANING



BACTERICIDE TREATMENT (OPTIONAL)



POCKET FILLING WITH H42®

After mechanical instrumentation of the piece to be treated, be it a dental element or implant, and any further decontamination treatment, keep the site dry and fill the pocket by injecting H42® starting from the pocket floor.

Keep the site dry after application.

Then follow the normal post-operative procedure.

WHAT IS H42®

A collagen hydrogel that protects and repairs

H42® is an innovative collagen hydrogel with controlled biological properties, consistency, malleability and adhesiveness, makes it suitable to adapt perfectly to the shape of the periodontal/peri-implant pockets.

H42® USES UNIQUE TECHNOLOGY

H42® was created through Exur-Teck®, a unique innovative technological process developed by Bioteck® that allows the combination of natural components such as collagen of equine origin, with resorbable polymers and ancillary amounts of ascorbic acid featuring a viscomodulating property.



WHY H42® IS UNIQUE?



IT PERFECTLY ADHERES TO TISSUE: with its special composition, contact with tissue is optimal and non-aggressive.



IT IS RESORBABLE: it is not necessary to remove it, as it is eliminated naturally without leaving any residue.



IT FILLS EVENLY THE POCKET: it seals and prevents bacterial recolonisation for 15-30 days.




IT IS BIOLOGICAL: the collagen component physiologically supports tissue repair.

Benefits




PREVENTS BACTERIAL RECOLONISATION

Creates a seal that isolates the treated pocket from the surrounding environment, preventing a second infection from occurring.



FACILITATES THE NATURAL HEALING OF GINGIVAL TISSUES

As it is free from aggressive ingredients and contains a collagen component that acts as a substrate for cell colonisation, H42® creates an environment that promotes the natural healing of the patient's tissue.



USABLE WITH A WIDE RANGE OF NEEDLES

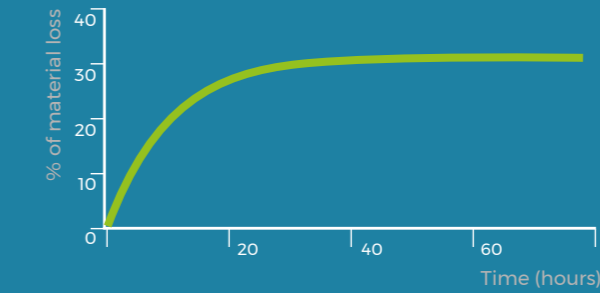
The special properties of H42® in terms of fluidity and consistency make it suitable for being used with a wide range of needles most commonly used in dental surgery.

USER FRIENDLY

It does not require special storage and transport conditions, is ready for use, and the *luer lock* connection allows easy and safe connection to the needle.



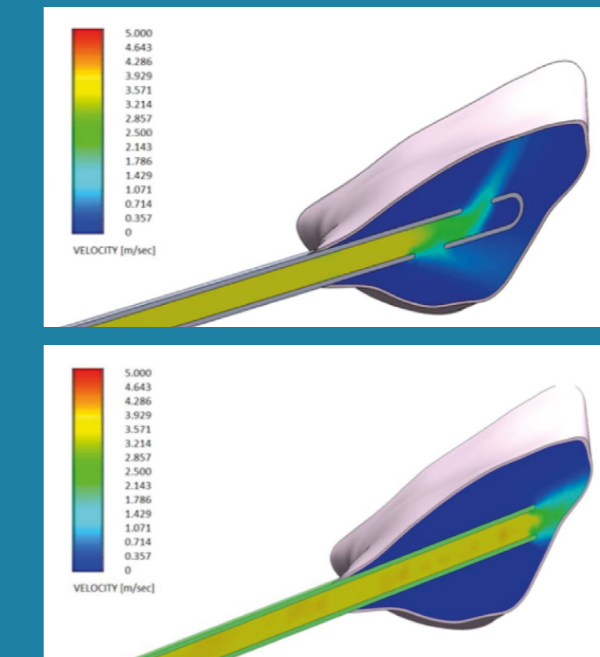
Scientific evidence



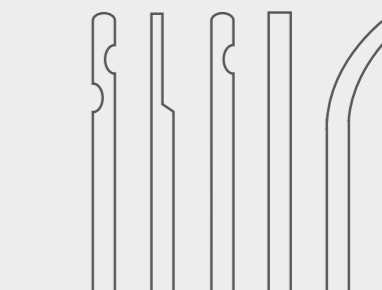
The figure shows the elevated resistance of H42® to washing off in an in vitro model of a periodontal/peri-implant pocket.

Homogeneous extrusion speed

A computational study¹ shows the homogeneous extrusion speed of H42® from a double lateral hole (above) or single hole needle (below), confirming the uniform filling of the pocket treated with H42® with different types of needles.

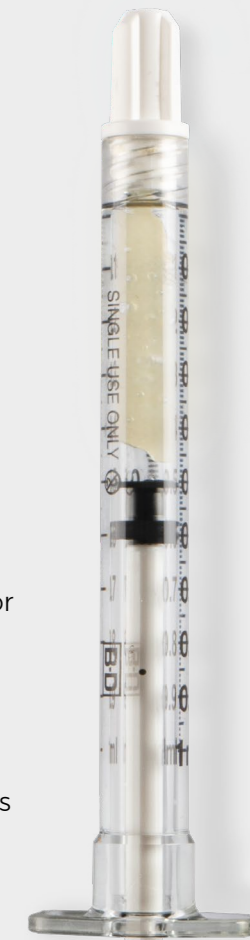


H42-304 Hydrogel Oral - 3 syrs 0.4 cc/syr



Usable needles

The H42® syringe features a male *luer lock* connection for easy and secure connection with a wide range of gauge needles ranging from 22 to 27 (needle diameter 0.70 to 0.40mm) with multiple holes or single hole, lateral or frontal.



1. Levrini et al., 2019, Dent J (Basel)



BIOTECK®. INNOVATE BIOMATERIALS.

Bioteck® is an Italian company that has been producing bone substitutes and protective membranes successfully used in orthopaedics, neurosurgery and oro-maxillo facial surgery since 1995.

Scientific research and innovation are the guiding principles that have enabled Bioteck® to patent new production processes and to create unique biomaterials of high quality in terms of performance level and safety guarantees. Materials now used in 72 countries worldwide. At its multi-functional centre for research and development and thanks to state-of-the-art production processes, every day **Bioteck®** works to pursue its key objective: to innovate biomaterials.

WWW.BIOTECK.COM

BIOTECK ACADEMY. SCIENTIFIC COMMUNITY FOR THE CULTURE OF THE CONSCIOUS CHOICE.

Bioteck Academy is the innovative and unique scientific community which promotes the circulation and sharing of knowledge in the field of tissue regeneration applied to dentistry, maxillo-facial surgery, orthopaedics and neurosurgery.

Established as a hub for the clinical and scientific expertise focussed on by **Bioteck®** spanning twenty years of research, today it is an entity open to all professionals who decide to join and share their own surgical experience.

WWW.BIOTECKACADEMY.COM



BIOTECK®



Bioteck S.p.A.

Legal and Administrative Headquarters
Via E. Fermi, 49 - 36057
Arcugnano (VI) - Italy
Tel: +39 0444 289366
Fax: +39 0444 285272

*Multi-functional Production,
Research and Development Centre*
Via G. Agnelli, 3 - 10020
Riva presso Chieri (TO) - Italy
Tel: +39 0444 289366
Fax: +39 0444 285272

H42® is distributed by:

